

Plaza

Assembly Instructions

KING[®]
L I V I N G

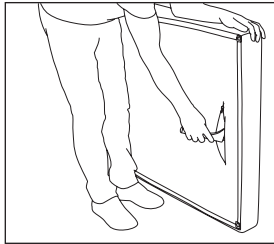
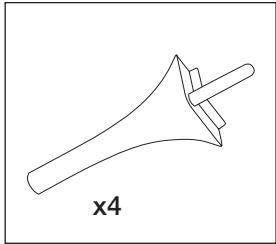
Two people are required for safe assembly.

Opening Box

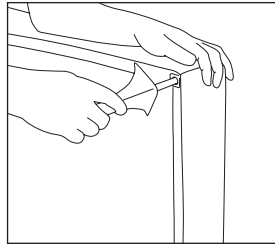
DO NOT use a knife to cut this box open.

Simply pull the tape from one end of the box to the other to open.

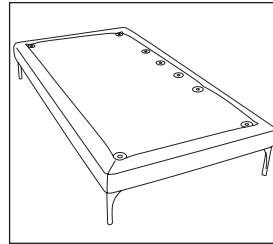
To assemble your furniture please follow the steps below.



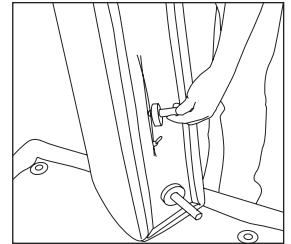
2



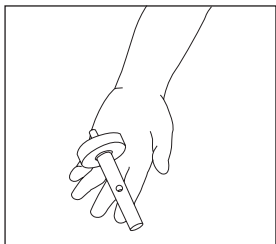
3



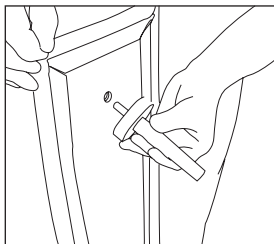
4



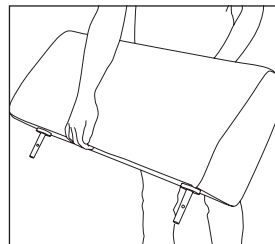
5



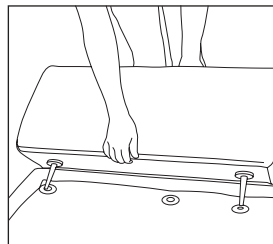
6



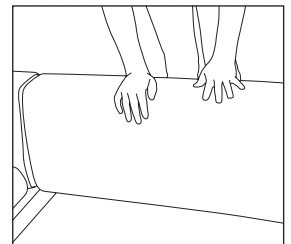
7



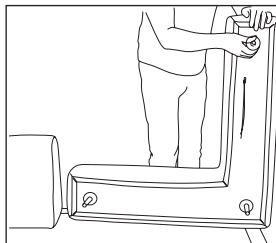
8



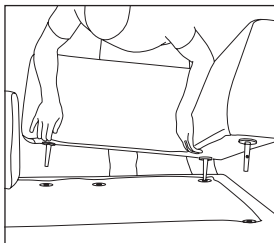
9



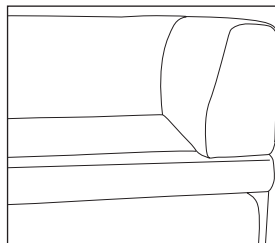
10



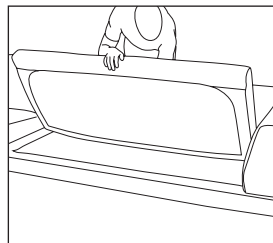
11



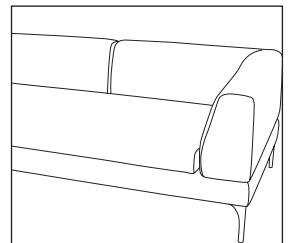
12



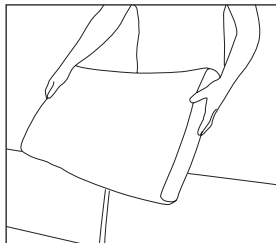
13



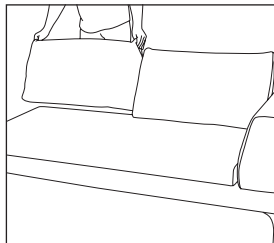
14



15



16



17

KING LIVING
CUSTOMER CARE:

AUSTRALIA:
T 1300 135 464
E service@kingliving.com.au
W kingliving.com.au

NEW ZEALAND:
T 0800 546 422
E service@kingliving.co.nz
W kingliving.co.nz

SINGAPORE:
T +65 6805 4198
E kingcare@kingliving.com.sg
W kingliving.com.sg

MALAYSIA:
T +603 7732 0272
E service@kingliving.my
W kingliving.my