

# Concerto

## Assembly Instructions

**KING**<sup>®</sup>  
L I V I N G

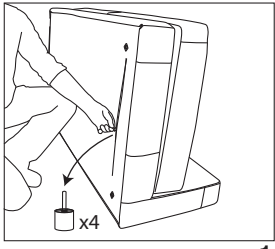
Two people are required for safe assembly.

### Opening Box


Ensure that you DO NOT push your knife too far into the box when cutting it open.

Lift the cardboard with one hand while cutting, thereby keeping the blade well away from your furniture.

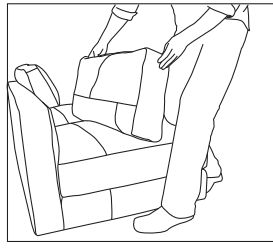
To assemble your furniture please follow the steps below.



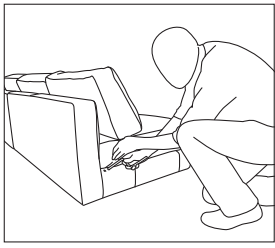
1



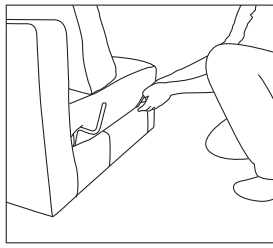
2



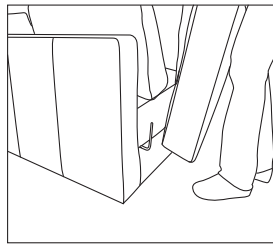
3



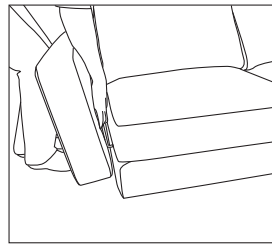
4



5



6



7

**KING LIVING**  
**CUSTOMER CARE:**

**AUSTRALIA:**  
T 1300 135 464  
E [service@kingliving.com.au](mailto:service@kingliving.com.au)  
W [kingliving.com.au](http://kingliving.com.au)

**NEW ZEALAND:**  
T 0800 546 422  
E [service@kingliving.co.nz](mailto:service@kingliving.co.nz)  
W [kingliving.co.nz](http://kingliving.co.nz)

**SINGAPORE:**  
T +65 6805 4198  
E [kingcare@kingliving.com.sg](mailto:kingcare@kingliving.com.sg)  
W [kingliving.com.sg](http://kingliving.com.sg)

**MALAYSIA:**  
T +603 7732 0272  
E [service@kingliving.my](mailto:service@kingliving.my)  
W [kingliving.my](http://kingliving.my)